

# *Education Division - Minuwangoda*



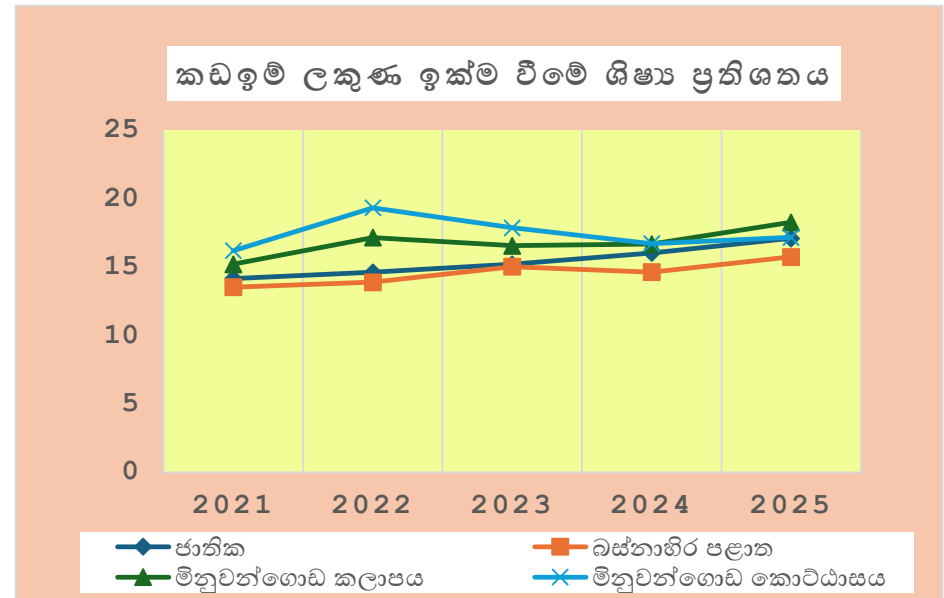
## Grade 5 Scholarship Examination Results Analysis 2021 - 2025



## පසුගිය වසර 5 ක 5 ශ්‍රේණිය ශිෂ්‍යත්ව විභාග ප්‍රතිඵල විවලනය

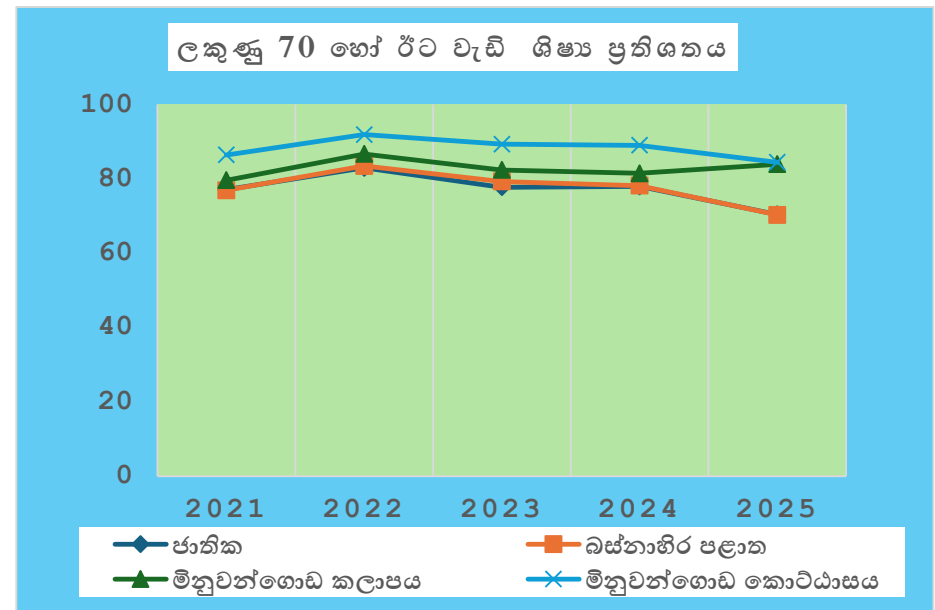
කඩඉම් ලකුණ ඉක්ම වීමේ ශිෂ්‍ය ප්‍රතිශතයේ විවලනය

වර්ෂය/මට්ටම	2021	2022	2023	2024	2025
ජාතික	14.18	14.64	15.22	16.05	17.11
බස්නාහිර පළාත	13.55	13.91	15.05	14.65	15.76
මිනුවන්ගොඩ කලාපය	15.22	17.17	16.58	16.70	18.28
මිනුවන්ගොඩ කොට්ඨාසය	16.22	19.35	17.89	16.73	17.18

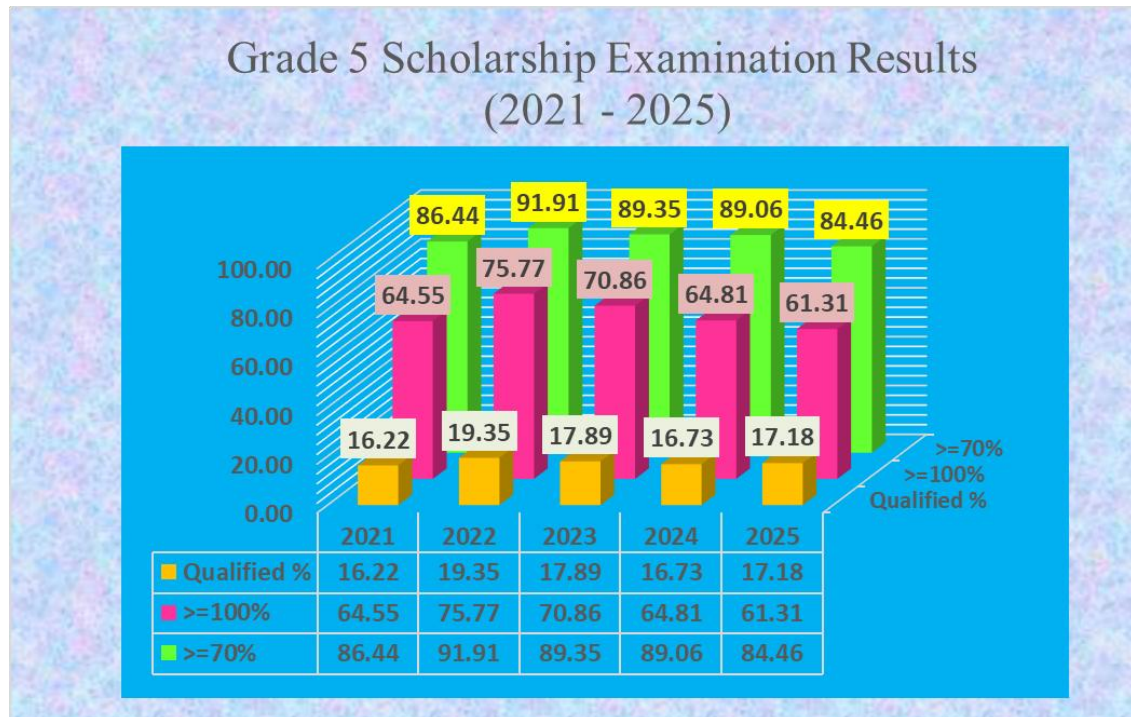


ලකුණු 70 හෝ ඊට වැඩියෙන් ලබා ගත් ශිෂ්‍ය ප්‍රතිශතයේ විවලනය

වර්ෂය/මට්ටම	2021	2022	2023	2024	2025
ජාතික	77.12	82.97	77.75	77.96	70.43
බස්නාහිර පළාත	76.93	83.47	79.29	78.17	70.32
මිනුවන්ගොඩ කලාපය	79.66	86.72	82.43	81.51	83.97
මිනුවන්ගොඩ කොට්ඨාසය	86.44	91.91	89.35	89.06	84.46



year	SAT FOR THE EXAM	NO. QUALIFIED	QUALIFIED %	NO. OF STU. 100<	100< %	NO. OF STU. 70<	70< %	Maximum Marks	Minimum mark
2021	2485	403	16.22%	1604	64.55%	2148	86.44%	188	2
2022	2336	452	19.35%	1770	75.77%	2147	91.91%	195	3
2023	2337	418	17.89%	1656	70.86%	2088	89.35%	193	5
2024	2194	367	16.73%	1422	64.81%	1954	89.06%	184	36
2025	2078	357	17.18%	1274	61.31%	1755	84.46%	186	24



**EDUCATION DIVISION - MINUWANGODA**  
**Grade 5 Scholarship Examination Results Analysis (2021 - 2025)**

	School	2021			2022			2023			2024			2025		
		QUALIFIED %	100< %	70< %	QUALIFIED %	100< %	70< %	Qualified %	100< %	70< %	Qualified %	>=100 %	>=70 %	Qualified %	>=100%	>=70%
1	MI/REGGIE RANATHUNGA P.V.	42.02%	89.50%	97.90%	43.56%	96.89%	99.56%	44.39%	95.07%	98.65%	32.14%	86.16%	98.21%	34.89%	86.81%	98.72%
2	MI/UDUGAMPOLA P.V.	26.29%	79.38%	96.91%	32.09%	89.30%	96.79%	29.35%	85.33%	95.65%	31.82%	78.41%	95.45%	34.55%	80.61%	95.15%
3	MI/YATAGAMA P.V.	16.25%	72.50%	96.25%	30.43%	79.71%	95.65%	20.59%	77.94%	94.12%	27.40%	79.45%	94.52%	21.88%	79.69%	95.31%
4	MI/NALANDA BOYS' M.M.V.	17.89%	67.37%	84.21%	28.65%	82.16%	92.97%	23.37%	83.15%	96.20%	18.18%	72.22%	93.94%	18.46%	63.08%	90.26%
5	MI/SIYAMBALAPITIYA P.V.	10.81%	56.76%	86.49%	27.03%	83.78%	91.89%	11.54%	53.85%	92.31%	15.38%	76.92%	96.15%	19.35%	58.06%	74.19%
6	MI/TAMMITA M.V.	15.79%	57.89%	84.21%	26.92%	92.31%	100.00%	0.00%	46.67%	70.00%	5.56%	38.89%	94.44%	6.25%	62.50%	93.75%
7	MI/KOTUGODA SRI RAHULA P.V.	19.23%	71.79%	87.18%	25.37%	86.57%	100.00%	8.45%	74.65%	95.77%	15.38%	78.21%	94.87%	30.99%	69.01%	87.32%
8	MI/KAMARAGODA R.C.P.V.	0.00%	0.00%	50.00%	25.00%	50.00%	87.50%	16.67%	58.33%	83.33%	0.00%	50.00%	83.33%	16.67%	66.67%	83.33%
9	MI/MARAPOLA P.V.	20.51%	69.87%	94.87%	23.65%	89.19%	96.62%	21.53%	84.03%	96.53%	20.29%	78.99%	94.93%	24.81%	71.32%	90.70%
10	MI/GOIGAMA NAGARAMA P.V.	21.88%	78.13%	90.63%	22.86%	82.86%	94.29%	18.92%	70.27%	86.49%	26.67%	80.00%	100.00%	13.79%	86.21%	100.00%
11	MI/NALANDA BALIKA M.M.V.	17.95%	75.64%	95.51%	20.18%	86.84%	96.49%	11.71%	79.28%	92.79%	20.00%	72.50%	95.83%	11.86%	61.86%	87.29%
12	MI/SRI RATHANAJOTHI K.V.	0.00%	57.14%	85.71%	19.44%	72.22%	97.22%	15.15%	48.48%	93.94%	5.00%	65.00%	90.00%	4.35%	65.22%	91.30%
13	MI/ARANGAWA S P.V.	12.21%	73.28%	94.66%	19.27%	80.73%	99.08%	25.45%	86.36%	95.45%	26.04%	72.92%	91.67%	18.81%	74.26%	96.04%
14	MI/MADELGAMUWA P.V.	11.11%	44.44%	77.78%	16.67%	100.00%	100.00%	19.23%	69.23%	92.31%	12.00%	68.00%	84.00%	11.76%	70.59%	88.24%
15	MI/YATIYANA R.C.K.V.	5.66%	49.06%	79.25%	16.13%	75.81%	95.16%	11.63%	58.14%	88.37%	8.51%	55.32%	80.85%	14.58%	72.92%	91.67%
16	MI/ST. PETER'S COLLEGE	20.65%	65.22%	83.70%	14.71%	82.35%	97.06%	12.50%	68.75%	91.25%	5.26%	47.37%	89.47%	10.00%	50.00%	84.29%
17	MI/ASGIRI WALPOLA P.V.	9.52%	57.14%	80.95%	14.29%	85.71%	85.71%	7.14%	71.43%	85.71%	26.32%	73.68%	94.74%	7.14%	35.71%	71.43%
18	MI/UGGALBODA P.V.	8.70%	52.17%	78.26%	14.29%	67.86%	85.71%	4.00%	72.00%	84.00%	6.90%	58.62%	86.21%	4.35%	39.13%	69.57%
19	MI/WATINAPAHA R.C.P.V.	0.00%	73.33%	93.33%	14.29%	78.57%	85.71%	5.26%	52.63%	89.47%	0.00%	50.00%	75.00%	0.00%	33.33%	66.67%
20	MI/GANIHIMULLA P.V.	8.97%	65.38%	89.74%	12.16%	68.92%	87.84%	11.69%	75.32%	83.12%	22.06%	60.29%	79.41%	9.23%	53.85%	90.77%
21	MI/VEEDIYAWATTA SENARATH K.V.	11.76%	47.06%	82.35%	11.76%	64.71%	82.35%	12.20%	60.98%	90.24%	17.14%	60.00%	91.43%	12.12%	57.58%	84.85%
22	MI/YATIYANA M.V.	6.25%	37.50%	78.13%	11.11%	74.07%	100.00%	14.71%	50.00%	73.53%	13.16%	60.53%	81.58%	6.25%	62.50%	87.50%

23	MI/POLWATTA SRI RATANASARA M.V.	5.68%	53.41%	75.00%	10.84%	59.04%	83.13%	10.23%	55.68%	81.82%	4.26%	44.68%	65.96%	2.56%	25.64%	64.10%
24	MI/VIGODA M.V.	0.00%	55.56%	77.78%	10.53%	84.21%	100.00%	14.29%	71.43%	95.24%	18.75%	62.50%	87.50%	8.33%	58.33%	91.67%
25	MI/UDUGAMPOLA R.C.P.V.	16.67%	83.33%	100.00%	9.38%	78.13%	93.75%	13.33%	73.33%	90.00%	3.57%	39.29%	78.57%	4.35%	65.22%	86.96%
26	MI/KALAHUGODA MADAWALA K.V.	8.77%	66.67%	84.21%	9.38%	71.88%	89.06%	9.38%	64.06%	84.38%	7.69%	49.23%	84.62%	13.73%	54.90%	80.39%
27	MI/NEDAGAMUWA K.V.	15.91%	38.64%	65.91%	9.23%	61.54%	92.31%	13.56%	64.41%	88.14%	0.00%	65.85%	87.80%	14.29%	42.86%	68.57%
28	MI/WEGOWWA K.V.	10.20%	63.27%	81.63%	7.27%	74.55%	92.73%	14.06%	73.44%	95.31%	8.47%	50.85%	79.66%	9.43%	45.28%	75.47%
29	MI/PETHIYAGODA METHODIST K.V.	5.00%	45.00%	80.00%	8.33%	50.00%	83.33%	22.22%	50.00%	94.44%	5.88%	35.29%	64.71%	0.00%	61.54%	76.92%
30	MI/OPATHA SRI GUNANANDA P.V.	12.50%	50.00%	87.50%	8.33%	50.00%	66.67%	0.00%	80.00%	90.00%	0.00%	25.00%	100.00%	0.00%	50.00%	87.50%
31	MI/YAGODAMULLA P.V.	2.86%	45.71%	65.71%	6.90%	55.17%	82.76%	6.25%	65.63%	78.13%	11.54%	53.85%	88.46%	3.70%	40.74%	77.78%
32	MI/HORAMPELLA P.V.	13.64%	59.09%	86.36%	6.06%	69.70%	78.79%	20.00%	65.00%	90.00%	3.85%	57.69%	88.46%	5.56%	44.44%	77.78%
33	MI/BALABOWA K.V.	5.26%	39.47%	71.05%	5.56%	61.11%	77.78%	11.11%	44.44%	94.44%	8.70%	47.83%	69.57%	23.53%	41.18%	88.24%
34	MI/KOPIWATTA K.V.	0.00%	12.50%	50.00%	4.17%	37.50%	79.17%	0.00%	50.00%	81.25%	5.00%	45.00%	75.00%	0.00%	17.65%	23.53%
35	MI/KORASE RANASINGHE M.V.	8.33%	50.00%	77.78%	4.00%	52.00%	80.00%	0.00%	15.00%	55.00%	6.67%	46.67%	76.67%	3.70%	33.33%	59.26%
36	MI/AL AMAN MUSLIM M.V.	3.49%	45.35%	74.42%	2.91%	34.95%	71.84%	8.00%	41.33%	74.67%	5.97%	46.27%	83.58%	4.65%	29.07%	51.16%
37	MI/WATINAPAHA BUDDHIST K.V.	0.00%	60.00%	90.00%	0.00%	63.64%	100.00%	12.50%	62.50%	81.25%	0.00%	50.00%	87.50%	25.00%	56.25%	93.75%
38	MI/MABODALA M.V.	10.53%	52.63%	84.21%	0.00%	57.14%	92.86%	4.35%	60.87%	91.30%	0.00%	30.00%	100.00%	0.00%	41.67%	66.67%
39	MI/ASGIRIYA SUDARSHANA K.V.	13.04%	47.83%	69.57%	0.00%	52.94%	94.12%	15.38%	53.85%	92.31%	0.00%	40.00%	90.00%	0.00%	36.36%	81.82%
40	MI/PETHIYAGODA BUDDHIST K.V.	20.69%	51.72%	75.86%	0.00%	75.00%	87.50%	10.71%	64.29%	75.00%	5.88%	47.06%	82.35%	5.56%	27.78%	66.67%
41	MI/VITHANAMULLA K.V.	0.00%	19.23%	53.85%	0.00%	47.83%	73.91%	0.00%	16.67%	50.00%	6.90%	34.48%	82.76%	0.00%	15.79%	47.37%
42	MI/NILPANAGODA M.V.	4.35%	39.13%	69.57%	0.00%	38.89%	72.22%	2.86%	45.71%	71.43%	3.33%	30.00%	70.00%	4.88%	29.27%	58.54%
43	MI/GALLOLUWA R.C.P.V.	0.00%	43.75%	87.50%	0.00%	50.00%	91.67%	0.00%	23.08%	61.54%	0.00%	23.08%	61.54%	0.00%	43.75%	68.75%
44	MI/DORANAGODA M.V.	0.00%	50.00%	83.33%	0.00%	100.00%	100.00%	0.00%	0.00%	25.00%						
44	MI/WELIYA SRI SUGATHAPALA P.V.	0.00%	55.56%	77.78%	0.00%	60.00%	100.00%	3.70%	37.04%	62.96%	6.90%	24.14%	68.97%	3.57%	60.71%	64.29%
45	MI/ASGIRIYA MIXED K.V.	0.00%	66.67%	100.00%	0.00%	50.00%	100.00%	25.00%	100.00%	100.00%	0.00%	40.00%	80.00%	0.00%	0.00%	100.00%
46	MI/KALAWANA SENANAYAKA K.V.	20.00%	50.00%	70.00%				9.09%	45.45%	63.64%	0.00%	75.00%	100.00%	0.00%	16.67%	50.00%
	<b>DIVISIONAL SUMMARY</b>	<b>16.22%</b>	<b>64.55%</b>	<b>86.44%</b>	<b>19.35%</b>	<b>75.77%</b>	<b>91.91%</b>	<b>17.89%</b>	<b>70.86%</b>	<b>89.35%</b>	<b>16.73%</b>	<b>64.81%</b>	<b>89.06%</b>	<b>17.18%</b>	<b>61.31%</b>	<b>84.46%</b>

**EDUCATION DIVISION - MINUWANGODA**  
**Grade 5 Scholarship Examination Results Analysis - 2025**

	School	2025									
		SAT FOR THE EXAM	Qualified	Qualified %	>=100	>=100%	>=70	>=70%	Maximum Marks	Minimum mark	Progress
1	MI/REGGIE RANATHUNGA P.V.	235	82	34.89%	204	86.81%	232	98.72%	182	65	2.75%
2	MI/UDUGAMPOLA P.V.	165	57	34.55%	133	80.61%	157	95.15%	186	32	2.73%
3	MI/KOTUGODA SRI RAHULA P.V.	71	22	30.99%	49	69.01%	62	87.32%	181	42	15.60%
4	MI/WATINAPAHA BUDDHIST K.V.	16	4	25.00%	9	56.25%	15	93.75%	162	67	25.00%
5	MI/MARAPOLA P.V.	129	32	24.81%	92	71.32%	117	90.70%	169	48	4.52%
6	MI/BALABOWA K.V.	17	4	23.53%	7	41.18%	15	88.24%	169	50	14.83%
7	MI/YATAGAMA P.V.	64	14	21.88%	51	79.69%	61	95.31%	172	47	-5.52%
8	MI/SIYAMBALAPITIYA P.V.	31	6	19.35%	18	58.06%	23	74.19%	169	46	3.97%
9	MI/ARANGAWA SRI DHAMMARAMA P.V.	101	19	18.81%	75	74.26%	97	96.04%	169	45	-7.23%
10	MI/NALANDA BOYS' M.M.V.	195	36	18.46%	123	63.08%	176	90.26%	171	35	0.28%
11	MI/KAMARAGODA R.C.P.V.	6	1	16.67%	4	66.67%	5	83.33%	159	40	16.67%
12	MI/YATIYANA R.C.K.V.	48	7	14.58%	35	72.92%	44	91.67%	173	34	6.07%
13	MI/NEDAGAMUWA K.V.	35	5	14.29%	15	42.86%	24	68.57%	153	24	14.29%
14	MI/GOIGAMA NAGARAMA P.V.	29	4	13.79%	25	86.21%	29	100.00%	154	80	-12.87%
15	MI/KALAHUGODA MADAWALA K.V.	51	7	13.73%	28	54.90%	41	80.39%	173	45	6.03%
16	MI/VEEDIYAWATTA SENARATH K.V.	33	4	12.12%	19	57.58%	28	84.85%	169	39	-5.02%
17	MI/NALANDA BALIKA M.M.V.	118	14	11.86%	73	61.86%	103	87.29%	179	32	-8.14%
18	MI/MADELGAMUWA P.V.	17	2	11.76%	12	70.59%	15	88.24%	143	64	-0.24%
19	MI/ST. PETER'S COLLEGE	70	7	10.00%	35	50.00%	59	84.29%	165	54	4.74%
20	MI/WEGOWWA K.V.	53	5	9.43%	24	45.28%	40	75.47%	154	37	0.96%
21	MI/GANIHIMULLA P.V.	65	6	9.23%	35	53.85%	59	90.77%	162	56	-12.83%
22	MI/VIGODA M.V.	12	1	8.33%	7	58.33%	11	91.67%	140	64	-10.42%

		SAT FOR THE EXAM	Qualified	Qualified %	>=100	>=100%	>=70	>=70%	Maximum Marks	Minimum mark	Progress
23	MI/ASGIRI WALPOLA P.V.	14	1	7.14%	5	35.71%	10	71.43%	150	62	-19.17%
24	MI/TAMMITA M.V.	16	1	6.25%	10	62.50%	15	93.75%	149	49	0.69%
25	MI/YATIYANA M.V.	16	1	6.25%	10	62.50%	14	87.50%	166	42	-6.91%
26	MI/HORAMPELLA P.V.	18	1	5.56%	8	44.44%	14	77.78%	143	37	1.71%
27	MI/PETHIYAGODA BUDDHIST K.V.	18	1	5.56%	5	27.78%	12	66.67%	155	34	-0.33%
28	MI/NILPANAGODA M.V.	41	2	4.88%	12	29.27%	24	58.54%	161	40	1.54%
29	MI/AL AMAN MUSLIM M.V.	86	4	4.65%	25	29.07%	44	51.16%	157	38	-1.32%
30	MI/DORANAGODA SRI RATHANAJOTHI K.V.	23	1	4.35%	15	65.22%	21	91.30%	141	66	-0.65%
31	MI/UGGALBODA P.V.	23	1	4.35%	9	39.13%	16	69.57%	150	41	-2.55%
32	MI/UDUGAMPOLA R.C.P.V.	23	1	4.35%	15	65.22%	20	86.96%	142	53	0.78%
33	MI/YAGODAMULLA P.V.	27	1	3.70%	11	40.74%	21	77.78%	163	46	-7.83%
34	MI/KORASE RANASINGHE M.V.	27	1	3.70%	9	33.33%	16	59.26%	155	34	-2.96%
35	MI/WELIYA SRI SUGATHAPALA P.V.	28	1	3.57%	17	60.71%	18	64.29%	154	40	-3.33%
36	MI/POLWATTA SRI RATANASARA M.V.	39	1	2.56%	10	25.64%	25	64.10%	156	41	-1.69%
37	MI/WATINAPAHA R.C.P.V.	15		0.00%	5	33.33%	10	66.67%	124	46	0.00%
38	MI/PETHIYAGODA METHODIST K.V.	13		0.00%	8	61.54%	10	76.92%	136	48	-5.88%
39	MI/OPATHA SRI GUNANANDA P.V.	8		0.00%	4	50.00%	7	87.50%	125	67	0.00%
40	MI/KOPIWATTA K.V.	17		0.00%	3	17.65%	4	23.53%	128	37	-5.00%
41	MI/MABODALA M.V.	12		0.00%	5	41.67%	8	66.67%	132	55	0.00%
42	MI/ASGIRIYA SUDARSHANA K.V.	11		0.00%	4	36.36%	9	81.82%	138	57	0.00%
43	MI/VITHANAMULLA K.V.	19		0.00%	3	15.79%	9	47.37%	104	36	-6.90%
44	MI/GALLOLUWA R.C.P.V.	16		0.00%	7	43.75%	11	68.75%	124	36	0.00%
45	MI/ASGIRIYA MIXED K.V.	1		0.00%	0	0.00%	1	100.00%	78	78	0.00%
46	MI/KALAWANA SENANAYAKA K.V.	6		0.00%	1	16.67%	3	50.00%	129	49	0.00%
	<b>DIVISIONAL SUMMARY - 2025</b>	<b>2078</b>	<b>357</b>	<b>17.18%</b>	<b>1274</b>	<b>61.31%</b>	<b>1755</b>	<b>84.46%</b>	<b>186</b>	<b>24</b>	<b>0.45%</b>
	<b>2024 Total</b>	<b>2194</b>	<b>367</b>	<b>16.73%</b>	<b>1422</b>	<b>64.81%</b>	<b>1954</b>	<b>89.06%</b>	<b>184</b>	<b>36</b>	

## EDUCATION DIVISION - MINUWANGODA

### Grade 5 Scholarship Examination Results - 2024

Divisional Rank	Zonal Rank	School Name	Sat	>=70	>=70 %	>=100	>=100 %	Qualified	Qualified %	Lowest Mark	Highest Mark	Progress
1	5	MI/REGGIE RANATHUNGA PRIMARY VIDYALAYA,	224	220	98.21%	193	86.16%	72	32.14%	61	178	-12.25
2	7	MI/UDUGAMPOLA PRIMARY SCHOOL,	176	168	95.45%	138	78.41%	56	31.82%	42	175	2.47
3	11	MI/YATAGAMA PRIMARY VIDYALAYA,	73	69	94.52%	58	79.45%	20	27.40%	42	164	6.81
4	12	MI/GOIGAMA NAGARAMA PRIMARY SCHOOL,	30	30	100.00%	24	80.00%	8	26.67%	78	166	7.75
5	13	MI/ASGIRI WALPOLA PRIMARY SCHOOL,	19	18	94.74%	14	73.68%	5	26.32%	65	160	19.18
6	14	MI/ARANGAWA SRI DHAMMARAMA PRIMARY SCHOOL,	96	88	91.67%	70	72.92%	25	26.04%	45	168	0.59
7	24	MI/GANIHIMULLA PRIMARY SCHOOL,	68	54	79.41%	41	60.29%	15	22.06%	46	162	10.37
8	27	MI/MARAPOLA PRIMARY VIDYALAYA,	138	131	94.93%	109	78.99%	28	20.29%	58	166	-1.24
9	28	MI/NALANDA BALIKA MADHYA MAHA VIDYALAYA,	120	115	95.83%	87	72.50%	24	20.00%	45	184	8.29
10	33	MI/VIGODA MAHA VIDYALAYA,	16	14	87.50%	10	62.50%	3	18.75%	62	162	4.46
11	34	MI/NALANDA BOYS' MADHYA MAHA VIDYALAYA,	198	186	93.94%	143	72.22%	36	18.18%	49	170	-5.19
12	38	MI/VEEDIYAWATTA SENARATH KANISHTA VIDYALAYA,	35	32	91.43%	21	60.00%	6	17.14%	50	166	4.94
13	44	MI/KOTUGODA SRI RAHULA PRIMARY VIDYALAYA,	78	74	94.87%	61	78.21%	12	15.38%	48	156	6.93
14	45	MI/SIYAMBALAPITIYA KANISHTA VIDYALAYA,	26	25	96.15%	20	76.92%	4	15.38%	67	162	3.84
15	49	MI/YATIIYANA MAHA VIDYALAYA,	38	31	81.58%	23	60.53%	5	13.16%	36	168	-1.55
16	58	MI/MADELGAMUWA KANISHTA VIDYALAYA,	25	21	84.00%	17	68.00%	3	12.00%	49	148	-7.23
17	60	MI/YAGODAMULLA PRIMARY VIDYALAYA,	26	23	88.46%	14	53.85%	3	11.54%	39	160	5.29
18	69	MI/BALABOWA KANISHTA VIDYALAYA,	23	16	69.57%	11	47.83%	2	8.70%	46	150	-2.41
19	71	MI/YATIIYANA ROMAN CATHOLIC KANISHTA VIDYALAYA,	47	38	80.85%	26	55.32%	4	8.51%	44	157	-3.12
20	72	MI/WEGOWWA KANISHTA VIDYALAYA,	59	47	79.66%	30	50.85%	5	8.47%	42	167	-5.59
21	74	MI/KALAHUGODA MADAWALA COMBINED KANISHTA VIDY	65	55	84.62%	32	49.23%	5	7.69%	41	157	-1.69
22	77	MI/UGGALBODA KANISHTA VIDYALAYA,	29	25	86.21%	17	58.62%	2	6.90%	43	153	2.90
23	78	MI/WELIYA SRI SUGATHAPALA KANISHTA VIDYALAYA,	29	20	68.97%	7	24.14%	2	6.90%	42	148	3.20
24	79	MI/WITHANAMULLA KANISHTA VIDYALAYA,	29	24	82.76%	10	34.48%	2	6.90%	43	152	6.90

Divisional Rank	Zonal Rank	School Name	Sat	>=70	>=70 %	>=100	>=100 %	Qualified	Qualified %	Lowest Mark	Highest Mark	Progress
25	82	MI/KORASE RANASINGHE MAHA VIDYALAYA,	30	23	76.67%	14	46.67%	2	6.67%	50	164	6.67
26	85	MI/AL AMAN MUSLIM MAHA VIDYALAYA,	67	56	83.58%	31	46.27%	4	5.97%	39	165	-2.03
27	88	MI/PETHIYAGODA BUDDHIST JUNIOR SCHOOL,	17	14	82.35%	8	47.06%	1	5.88%	50	154	-4.83
28	89	MI/PETHIYAGODA METHODISTA KANISHTA VIDYALAYA,	17	11	64.71%	6	35.29%	1	5.88%	52	153	-16.34
29	91	MI/TAMMITA MAHA VIDYALAYA,	18	17	94.44%	7	38.89%	1	5.56%	69	150	5.56
30	93	MI/ST. PETER'S COLLEGE COLOMBO 04, GAMPAHA BRANCH	76	68	89.47%	36	47.37%	4	5.26%	45	160	-7.24
31	94	MI/DORANAGODA SRI RATHANAJOTHI VIDYALAYA,	20	18	90.00%	13	65.00%	1	5.00%	60	145	-10.15
32	95	MI/KOPIWATTA KANISHTA VIDYALAYA,	20	15	75.00%	9	45.00%	1	5.00%	36	156	5.00
33	100	MI/POLWATTA SRI RATANASARA MAHA VIDYALAYA,	47	31	65.96%	21	44.68%	2	4.26%	40	169	-5.97
34	104	MI/HORAMPELLA PRIMARY SCHOOL,	26	23	88.46%	15	57.69%	1	3.85%	56	143	-16.15
35	106	MI/UDUGAMPOLA ROMAN CATHOLIC PRIMARY SCHOOL,	28	22	78.57%	11	39.29%	1	3.57%	48	156	-9.76
36	107	MI/NILPANAGODA MAHA VIDYALAYA,	30	21	70.00%	9	30.00%	1	3.33%	49	152	0.47
37	116	MI/KALAWANA SENANAYAKA KANISHTA VIDYALAYA,	8	8	100.00%	6	75.00%		0.00%	77	139	-9.09
38	119	MI/NEDAGAMUWA JUNIOR MIXED SCHOOL,	41	36	87.80%	27	65.85%		0.00%	42	142	-13.56
39	123	MI/KAMARAGODA ROMAN CATHOLIC JUNIOR SCHOOL,	12	10	83.33%	6	50.00%		0.00%	57	142	-16.67
40	125	MI/WATINAPAHA BUDDHIST KANISHTA VIDYALAYA,	8	7	87.50%	4	50.00%		0.00%	53	130	-12.50
41	126	MI/WATINAPAHA ROMAN CATHOLIC PRIMARY SCHOOL,	20	15	75.00%	10	50.00%		0.00%	39	139	-5.26
42	129	MI/ASGIRIYA JUNIOR MIXED VIDYALAYA,	5	4	80.00%	2	40.00%		0.00%	58	142	-25.00
43	130	MI/ASGIRIYA SUDARSHANA KANISHTA VIDYALAYA,	10	9	90.00%	4	40.00%		0.00%	60	136	-15.38
44	135	MI/MABODALA MAHA VIDYALAYA,	10	10	100.00%	3	30.00%		0.00%	74	119	-4.35
45	136	MI/OPATHA SRI GUNANANDA PRIMARY SCHOOL,	4	4	100.00%	1	25.00%		0.00%	81	127	0.00
46	137	MI/GALLOLUWA ROMAN CATHOLIC PRIMARY SCHOOL,	13	8	61.54%	3	23.08%		0.00%	43	131	0.00
2024 Total			2194	1954	89.06%	1422	64.81%	367	16.73%	36	184	-1.16
2023			2337	2088	89.35%	1656	70.86%	418	17.89%	5	193	

**EDUCATION DIVISION - MINUWANGODA**  
**Grade 5 Scholarship Examination Results Analysis - 2023**

No.	School	SAT FOR THE EXAM	NO. PASSED	PASSED %	NO. OF STU. 100<	NO. OF STU. 70<	100< %	70< %	Maximum Marks	Minimum mark	Progress		
											PASSED %	100< %	70< %
1	MI/REGGIE RANATHUNGA PRIMARY VIDYALAYA	223	99	44.39%	212	220	95.07%	98.65%	192	54	0.84%	-1.82%	-0.90%
2	MI/UDUGAMPOLA PRIMARY SCHOOL,UDUGAMPOLA.	184	54	29.35%	157	176	85.33%	95.65%	192	53	-2.74%	-3.98%	-1.14%
3	MI/ARANGAWA SRI DHAMMARAMA PRIMARY SCHOOL	110	28	25.45%	95	105	86.36%	95.45%	183	49	6.19%	5.63%	-3.63%
4	MI/ASGIRIYA JUNIOR MIXED VIDYALAYA	4	1	25.00%	4	4	100.00%	100.00%	167	146	25.00%	50.00%	0.00%
5	MI/NALANDA BOYS' M.M.V.,MINUWANGODA.	184	43	23.37%	153	177	83.15%	96.20%	188	36	-5.28%	0.99%	3.22%
6	MI/PETHIYAGODA METHODISTA KANISHTA VIDYALAYA	18	4	22.22%	9	17	50.00%	94.44%	172	48	13.89%	0.00%	11.11%
7	MI/MARAPOLA PRIMARY VIDYALAYA,	144	31	21.53%	121	139	84.03%	96.53%	191	45	-2.12%	-5.16%	-0.09%
8	MI/YATAGAMA PRIMARY VIDYALAYA,YATAGAMA,ESSELLA,	68	14	20.59%	53	64	77.94%	94.12%	193	52	-9.85%	-1.77%	-1.53%
9	MI/HORAMPELLA PRIMARY SCHOOL,HORAMPELLA.	20	4	20.00%	13	18	65.00%	90.00%	181	46	13.94%	-4.70%	11.21%
10	MI/MADELGAMUWA KANISHTA VIDYALAYA,GAMPAHA.	26	5	19.23%	18	24	69.23%	92.31%	167	45	2.56%	-30.77%	-7.69%
11	MI/GOIGAMA NAGARAMA PRIMARY SCHOOL	37	7	18.92%	26	32	70.27%	86.49%	169	57	-3.94%	-12.59%	-7.80%
12	MI/KAMARAGODA ROMAN CATHILIC JUNIOR SCHOOL	12	2	16.67%	7	10	58.33%	83.33%	162	50	-8.33%	8.33%	-4.17%
13	MI/ASGIRIYA SUDARSHANA KANISHTA VIDYALAYA	13	2	15.38%	7	12	53.85%	92.31%	156	69	15.38%	0.90%	-1.81%
14	MI/DORANAGODA SRI RATHANAJOTHI K.VIDYALAYA	33	5	15.15%	16	31	48.48%	93.94%	170	60	-4.29%	-23.74%	-3.28%
15	MI/YATIIYANA MAHA VIDYALAYA,MINUWANGODA.	34	5	14.71%	17	25	50.00%	73.53%	173	31	3.59%	-24.07%	-26.47%
16	MI/VIGODA MAHA VIDYALAYA,BEMMULLA.	21	3	14.29%	15	20	71.43%	95.24%	173	61	3.76%	-12.78%	-4.76%
17	MI/WEGOWWA KANISHTA V.	64	9	14.06%	47	61	73.44%	95.31%	186	58	6.79%	-1.11%	2.59%
18	MI/NEDAGAMUWA JUNIOR MIXED SCHOOL,KOTUGODA.	59	8	13.56%	38	52	64.41%	88.14%	172	48	4.33%	2.87%	-4.17%
19	MI/UDUGAMPOLA ROMAN CATHOLIC PRIMARY SCHOOL	30	4	13.33%	22	27	73.33%	90.00%	164	60	3.96%	-4.79%	-3.75%
20	MI/ST. PETER'S COLLEGE COLOMBO 04,	80	10	12.50%	55	73	68.75%	91.25%	173	50	-2.21%	-13.60%	-5.81%
21	MI/WATINAPAHA BUDDHIST JUNIOR SCHOOL	16	2	12.50%	10	13	62.50%	81.25%	170	37	12.50%	-1.14%	-18.75%
22	MI/VEEDIYAWATTA SENARATH KANISHTA V.	41	5	12.20%	25	37	60.98%	90.24%	174	43	0.43%	-3.73%	7.89%

	School	SAT FOR THE EXAM	NO. PASSED	PASSED %	NO. OF STU. 100<	NO. OF STU. 70<	100< %	70< %	Maximum Marks	Minimum mark	Progress		
											PASSED %	100< %	70< %
23	MI/NALANDA BALIKA MADHYA MAHA VIDYALAYA	111	13	11.71%	88	103	79.28%	92.79%	190	35	-8.46%	-7.56%	-3.70%
24	MI/GANIHIMULLA PRIMARY SCHOOL,DEWALAPOLA.	77	9	11.69%	58	64	75.32%	83.12%	170	49	-0.47%	6.41%	-4.72%
25	MI/YATIYANA ROMAN CATHOLIC KANISHTA VIDYALAYA	43	5	11.63%	25	38	58.14%	88.37%	171	57	-4.50%	-17.67%	-6.79%
26	MI/SIYAMBALAPITIYA KANISHTA VIDYALAYA,MAKEWITA.	26	3	11.54%	14	24	53.85%	92.31%	172	55	-15.49%	-29.94%	0.42%
27	MI/BALABOWA KANISHTA VIDYALAYA,DEVALAPOLA.	36	4	11.11%	16	34	44.44%	94.44%	165	64	5.56%	-16.67%	16.67%
28	MI/PETHIYAGODA BUDDHIST JUNIOR SCHOOL	28	3	10.71%	18	21	64.29%	75.00%	174	48	10.71%	-10.71%	-12.50%
29	MI/POLWATTA SRI RATANASARA M.V.,MINUWANGODA.	88	9	10.23%	49	72	55.68%	81.82%	175	5	-0.62%	-3.35%	-1.31%
30	MI/KALAHUGODA MADAWALA COMBINED K.V.	64	6	9.38%	41	54	64.06%	84.38%	170	40	0.00%	-7.81%	-4.69%
31	MI/KALAWANA SENANAYAKA KANISHTA VIDYALAYA	11	1	9.09%	5	7	45.45%	63.64%	161	54	9.09%	45.45%	63.64%
32	MI/KOTUGODA SRI RAHULA PRIMARY VIDYALAYA	71	6	8.45%	53	68	74.65%	95.77%	173	51	-16.92%	-11.92%	-4.23%
33	MI/AL AMAN MUSLIM MAHA VIDYALAYA,	75	6	8.00%	31	56	41.33%	74.67%	168	41	5.09%	6.38%	2.82%
34	MI/ASGIRI WALPOLA PRIMARY SCHOOL	14	1	7.14%	10	12	71.43%	85.71%	154	66	-7.14%	-14.29%	0.00%
35	MI/YAGODAMULLA PRIMARY VIDYALAYA,KOTUGODA.	32	2	6.25%	21	25	65.63%	78.13%	168	60	-0.65%	10.45%	-4.63%
36	MI/WATINAPAHA ROMAN CATHOLIC PRIMARY SCHOOL	19	1	5.26%	10	17	52.63%	89.47%	170	59	-9.02%	-25.94%	3.76%
37	MI/MABODALA MAHA VIDYALAYA,,VEYANGODA.	23	1	4.35%	14	21	60.87%	91.30%	156	46	4.35%	3.73%	-1.55%
38	MI/UGGALBODA KANISHTA VIDYALAYA,	25	1	4.00%	18	21	72.00%	84.00%	159	45	-10.29%	4.14%	-1.71%
39	MI/WELIYA SRI SUGATHAPALA KANISHTA V.	27	1	3.70%	10	17	37.04%	62.96%	171	48	3.70%	-22.96%	-37.04%
40	MI/NILPANAGODA MAHA VIDYALAYA	35	1	2.86%	16	25	45.71%	71.43%	161	40	2.86%	6.83%	-0.79%
41	MI/TAMMITA MAHA VIDYALAYA,MAKEWITA.	30	0	0.00%	14	21	46.67%	70.00%	152	40	-26.92%	-45.64%	-30.00%
42	MI/OPATHA SRI GUNANANDA PRIMARY SCHOOL	10	0	0.00%	8	9	80.00%	90.00%	145	44	-8.33%	30.00%	23.33%
43	MI/KOPIWATTA KANISHTA VIDYALAYA,MINUWANGODA.	16	0	0.00%	8	13	50.00%	81.25%	133	67	-4.17%	12.50%	2.08%
44	MI/KORASE RANASINGHE MAHA VIDYALAYA	20	0	0.00%	3	11	15.00%	55.00%	135	23	-4.00%	-37.00%	-25.00%
45	MI/WITHANAMULLA KANISHTA VIDYALAYA,DIVULAPITIYA.	18	0	0.00%	3	9	16.67%	50.00%	118	35	0.00%	-31.16%	-23.91%
46	MI/GALLOLUWA ROMAN CATHOLIC PRIMARY SCHOOL	13	0	0.00%	3	8	23.08%	61.54%	126	23	0.00%	-26.92%	-30.13%
47	MI/DORANAGODA MAHA VIDYALAYA,UDUGAMPOLA.	4	0	0.00%	0	1	0.00%	25.00%	97	47	0.00%	-100.00%	-75.00%
	<b>DIVISIONAL SUMMARY</b>	<b>2337</b>	<b>418</b>	<b>17.89%</b>	<b>1656</b>	<b>2088</b>	<b>70.86%</b>	<b>89.35%</b>	<b>193</b>	<b>5</b>	<b>-1.48%</b>	<b>-4.89%</b>	<b>-2.56%</b>

## EDUCATION DIVISION - MINUWANGODA

### Grade 5 Scholarship Examination Results Analysis - 2022

	School	2022									Progress		
		SAT	NO. PASSED	PASSED %	100<	70<	100< %	70< %	Maximum Marks	Minimum mark	PASSED %	100< %	70< %
1	MI/REGGIE RANATHUNGA P.V.	225	98	43.56%	218	224	96.89%	99.56%	195	45	1.54%	7.39%	1.66%
2	MI/UDUGAMPOLA P.V.	187	60	32.09%	167	181	89.30%	96.79%	191	51	5.80%	9.92%	-0.12%
3	MI/YATAGAMA P.V.	69	21	30.43%	55	66	79.71%	95.65%	172	51	14.18%	7.21%	-0.60%
4	MI/NALANDA BOYS' M.M.V.	185	53	28.65%	152	172	82.16%	92.97%	182	40	10.75%	14.79%	8.76%
5	MI/SIYAMBALAPITIYA P.V.	37	10	27.03%	31	34	83.78%	91.89%	177	40	16.22%	27.03%	5.41%
6	MI/TAMMITA M.V.	26	7	26.92%	24	26	92.31%	100.00%	172	87	11.13%	34.41%	15.79%
7	MI/SRI RAHULA P.V.	67	17	25.37%	58	67	86.57%	100.00%	177	72	6.14%	14.77%	12.82%
8	MI/KAMARAGODA K.V.	8	2	25.00%	4	7	50.00%	87.50%	157	48	25.00%	50.00%	37.50%
9	MI/MARAPOLA P.V.	148	35	23.65%	132	143	89.19%	96.62%	180	49	3.14%	19.32%	1.75%
10	MI/NAGARAMA P.V.	35	8	22.86%	29	33	82.86%	94.29%	175	67	0.98%	4.73%	3.66%
11	MI/NALANDA BALIKA M.V.	114	23	20.18%	99	110	86.84%	96.49%	185	47	2.23%	11.20%	0.98%
12	MI/SRI RATHANAJOTHI K.V.	36	7	19.44%	26	35	72.22%	97.22%	184	47	19.44%	15.08%	11.51%
13	MI/ARANGAWA P.V.	109	21	19.27%	88	108	80.73%	99.08%	184	56	4.85%	-5.75%	4.43%
14	MI/MADELGAMUWA P.V.	12	2	16.67%	12	12	100.00%	100.00%	173	100	5.56%	55.56%	22.22%
15	MI/YATIYANA R.C.K.V.	62	10	16.13%	47	59	75.81%	95.16%	180	45	10.47%	26.75%	15.92%
16	MI/ST. PETER'S COLLEGE	68	10	14.71%	56	66	82.35%	97.06%	178	45	-5.95%	17.14%	13.36%
17	MI/ASGIRI WALPOLA P.V.	7	1	14.29%	6	6	85.71%	85.71%	159	36	4.76%	28.57%	4.76%
18	MI/UGGALBODA P.V.	28	4	14.29%	19	24	67.86%	85.71%	156	43	5.59%	15.68%	7.45%
19	MI/WATINAPAHA R.C.P.V.	14	2	14.29%	11	12	78.57%	85.71%	165	58	14.29%	5.24%	-7.62%
20	MI/GANIHIMULLA P.V.	74	9	12.16%	51	65	68.92%	87.84%	170	42	3.19%	3.53%	-1.91%
21	MI/ SENARATH K.V.	51	6	11.76%	33	42	64.71%	82.35%	164	10	0.00%	17.65%	0.00%
22	MI/YATIYANA M.V.	27	3	11.11%	20	27	74.07%	100.00%	164	74	4.86%	36.57%	21.88%

	School	2022									Progress		
		SAT	NO. PASSED	PASSED %	100<	70<	100< %	70< %	Maximum Marks	Minimum mark	PASSED %	100< %	70< %
23	MI/POLWATTA M.V.	83	9	10.84%	49	69	59.04%	83.13%	165	4	5.16%	5.63%	8.13%
24	MI/VIGODA M.V.	19	2	10.53%	16	19	84.21%	100.00%	164	80	10.53%	28.65%	22.22%
25	MI/UDUGAMPOLA R.C.P.V.	32	3	9.38%	25	30	78.13%	93.75%	166	48	-7.29%	-5.21%	-6.25%
26	MI/KALAHUGODA K.V.	64	6	9.38%	46	57	71.88%	89.06%	173	42	0.60%	5.21%	4.85%
27	MI/NEDAGAMUWA K.V.	65	6	9.23%	40	60	61.54%	92.31%	180	51	-6.68%	22.90%	26.40%
28	MI/WEGOWWA K.V.	55	4	7.27%	41	51	74.55%	92.73%	176	56	-2.93%	11.28%	11.09%
29	MI/PETHIYAGODA M.K.V.	12	1	8.33%	6	10	50.00%	83.33%	158	47	3.33%	5.00%	3.33%
30	MI/OPATHA P.V.	12	1	8.33%	6	8	50.00%	66.67%	159	54	-4.17%	0.00%	-20.83%
31	MI/YAGODAMULLA P.V.	29	2	6.90%	16	24	55.17%	82.76%	163	47	4.04%	9.46%	17.04%
32	MI/HORAMPELLA P.V.	33	2	6.06%	23	26	69.70%	78.79%	162	48	-7.58%	10.61%	-7.58%
33	MI/BALABOWA K.V.	36	2	5.56%	22	28	61.11%	77.78%	168	30	0.29%	21.64%	6.73%
34	MI/KOPIWATTA K.V.	24	1	4.17%	9	19	37.50%	79.17%	158	45	4.17%	25.00%	29.17%
35	MI/KORASE M.V.	25	1	4.00%	13	20	52.00%	80.00%	162	48	-4.33%	2.00%	2.22%
36	MI/AL AMAN Mu.M.V.	103	3	2.91%	36	74	34.95%	71.84%	153	34	-0.58%	-10.40%	-2.57%
37	MI/WATINAPAHA B.P.V.	11		0.00%	7	11	63.64%	100.00%	141	80	0.00%	3.64%	10.00%
38	MI/MABODALA M.V.	14		0.00%	8	13	57.14%	92.86%	127	44	-10.53%	4.51%	8.65%
39	MI/SUDARSHANA K.V.	17		0.00%	9	16	52.94%	94.12%	151	62	-13.04%	5.12%	24.55%
40	MI/PETHIYAGODA B.K.V.	24		0.00%	18	21	75.00%	87.50%	142	53	-20.69%	23.28%	11.64%
41	MI/WITHANAMULLA K.V.	23		0.00%	11	17	47.83%	73.91%	147	53	0.00%	28.60%	20.07%
42	MI/NILPANAGODA M.V.	36		0.00%	14	26	38.89%	72.22%	151	3	-4.35%	-0.24%	2.66%
43	MI/GALLOLUWA R.C.P.V.	12		0.00%	6	11	50.00%	91.67%	133	52	0.00%	6.25%	4.17%
44	MI/DORANAGODA M.V.	2		0.00%	2	2	100.00%	100.00%	122	104	0.00%	50.00%	16.67%
45	MI/WELIYA P.V.	10		0.00%	6	10	60.00%	100.00%	146	75	0.00%	4.44%	22.22%
46	MI/ASGIRIYA MIXED K.V.	6		0.00%	3	6	50.00%	100.00%	149	85		-16.67%	
47	MI/KALAWANA K.V.												
	<b>DIVISIONAL SUMMARY</b>	<b>4358</b>	<b>452</b>	<b>10.37%</b>	<b>1770</b>	<b>2147</b>	<b>40.61%</b>	<b>49.27%</b>	<b>195</b>	<b>3</b>	<b>1.43%</b>	<b>5.02%</b>	<b>1.60%</b>

**EDUCATION DIVISION - MINUWANGODA**  
**Grade 5 Scholarship Examination Results Analysis - 2021**

	School	2021								
		SAT FOR THE EXAM	NO. PASSED	PASSED %	NO. OF STU. 100<	NO. OF STU. 70<	100< %	70< %	Maximum Marks	Minimum mark
1	MI/REGGIE RANATHUNGA PRIMARY VIDYALAYA,MINUWANGODA.	238	100	42.02%	213	233	89.50%	97.90%	184	41
2	MI/UDUGAMPOLA PRIMARY SCHOOL,UDUGAMPOLA.	194	51	26.29%	154	188	79.38%	96.91%	187	44
3	MI/YATAGAMA PRIMARY VIDYALAYA,YATAGAMA,ESSELLA,	80	13	16.25%	58	77	72.50%	96.25%	181	53
4	MI/NALANDA BOYS' M.M.V.,MINUWANGODA.	190	34	17.89%	128	160	67.37%	84.21%	183	45
5	MI/SIYAMBALAPITIYA KANISHTA VIDYALAYA,MAKEWITA.	37	4	10.81%	21	32	56.76%	86.49%	172	49
6	MI/TAMMITA MAHA VIDYALAYA,MAKEWITA.	19	3	15.79%	11	16	57.89%	84.21%	167	56
7	MI/KOTUGODA SRI RAHULA PRIMARY VIDYALAYA,KOTUGODA.	78	15	19.23%	56	68	71.79%	87.18%	172	50
8	MI/KAMARAGODA ROMAN CATHILIC JUNIOR SCHOOL,DEWALAPOLA.	2	0	0.00%	0	1	0.00%	50.00%	92	39
9	MI/MARAPOLA PRIMARY VIDYALAYA,WALPITAMULLA,DEWALAPOLA,	156	32	20.51%	109	148	69.87%	94.87%	178	43
10	MI/GOIGAMA NAGARAMA PRIMARY SCHOOL,UDUGAMPOLA.	32	7	21.88%	25	29	78.13%	90.63%	178	59
11	MI/NALANDA BALIKA MADHYA MAHA VIDYALAYA,MINUWANGODA.	156	28	17.95%	118	149	75.64%	95.51%	183	44
12	MI/DORANAGODA SRI RATHANAJOTHI KANISHTA VIDYALAYA	28	0	0.00%	16	24	57.14%	85.71%	150	37
13	MI/ARANGAWA SRI DHAMMARAMA PRIMARY SCHOOL,HORAMPELLA.	131	16	14.41%	96	124	86.49%	94.66%	170	48
14	MI/MADELGAMUWA KANISHTA VIDYALAYA,GAMPAHA.	9	1	11.11%	4	7	44.44%	77.78%	155	55
15	MI/YATIYANA ROMAN CATHOLIC KANISHTA VIDYALAYA	53	3	5.66%	26	42	49.06%	79.25%	174	41
16	MI/ST. PETER'S COLLEGE COLOMBO 04, GAMPAHA BRANCH,	92	19	20.65%	60	77	65.22%	83.70%	176	34
17	MI/ASGIRI WALPOLA PRIMARY SCHOOL,UDUGAMPOLA.	21	2	9.52%	12	17	57.14%	80.95%	158	18
18	MI/UGGALBODA KANISHTA VIDYALAYA,UGGALBODA,GAMPAHA.	23	2	8.70%	12	18	52.17%	78.26%	163	27
19	MI/WATINAPAHA ROMAN CATHOLIC PRIMARY SCHOOL,WATINAPAHA.	15	0	0.00%	11	14	73.33%	93.33%	147	58
20	MI/GANIHIMULLA PRIMARY SCHOOL,DEWALAPOLA.	78	7	8.97%	51	70	65.38%	89.74%	175	40
21	MI/VEEDIYAWATTA SENARATH KANISHTA V.,UDUGAMPOLA.	51	6	11.76%	24	42	47.06%	82.35%	172	52

	School	2021								
		SAT FOR THE EXAM	NO. PASSED	PASSED %	NO. OF STU. 100<	NO. OF STU. 70<	100< %	70< %	Maximum Marks	Minimum mark
22	MI/YATIYANA MAHA VIDYALAYA,MINUWANGODA.	32	2	6.25%	12	25	37.50%	78.13%	167	37
23	MI/POLWATTA SRI RATANASARA M.V.,MINUWANGODA.	88	5	5.68%	47	66	53.41%	75.00%	167	10
24	MI/VIGODA MAHA VIDYALAYA,BEMMULLA.	18	0	0.00%	10	14	55.56%	77.78%	143	43
25	MI/UDUGAMPOLA ROMAN CATHOLIC PRIMARY SCHOOL	36	6	16.67%	30	36	83.33%	100.00%	178	72
26	MI/KALAHUGODA MADAWALA COMBINED K.V.,MINUWANGODA.	57	5	8.77%	38	48	66.67%	84.21%	167	38
27	MI/NEDAGAMUWA JUNIOR MIXED SCHOOL,KOTUGODA.	44	7	15.91%	17	29	38.64%	65.91%	165	40
28	MI/WEGOWWA KANISHTA V.,WEGOWWA,MINUWANGODA.	49	5	10.20%	31	40	63.27%	81.63%	177	39
29	MI/PETHIYAGODA METHODISTA KANISHTA VIDYALAYA	20	1	5.00%	9	16	45.00%	80.00%	164	59
30	MI/OPATHA SRI GUNANANDA PRIMARY SCHOOL,KOTUGODA.	16	2	12.50%	8	14	50.00%	87.50%	172	53
31	MI/YAGODAMULLA PRIMARY VIDYALAYA,KOTUGODA.	35	1	2.86%	16	23	45.71%	65.71%	157	39
32	MI/HORAMPELLA PRIMARY SCHOOL,HORAMPELLA.	22	3	13.64%	13	19	59.09%	86.36%	176	43
33	MI/BALABOWA KANISHTA VIDYALAYA,DEVALAPOLA.	38	2	5.26%	15	27	39.47%	71.05%	169	39
34	MI/KOPIWATTA KANISHTA VIDYALAYA,MINUWANGODA.	16	0	0.00%	2	8	12.50%	50.00%	122	38
35	MI/KORASE RANASINGHE MAHA VIDYALAYA,UDUGAMPOLA.	36	3	8.33%	18	28	50.00%	77.78%	171	48
36	MI/AL AMAN MUSLIM MAHA VIDYALAYA	86	3	3.49%	39	64	45.35%	74.42%	163	46
37	MI/WATINAPAHA BUDDHIST JUNIOR SCHOOL,WATINAPAHA.	10	0	0.00%	6	9	60.00%	90.00%	151	68
38	MI/MABODALA MAHA VIDYALAYA,,VEYANGODA.	19	2	10.53%	10	16	52.63%	84.21%	174	43
39	MI/ASGIRIYA SUDARSHANA KANISHTA VIDYALAYA,GAMPAHA.	23	3	13.04%	11	16	47.83%	69.57%	188	13
40	MI/PETHIYAGODA BUDDHIST JUNIOR SCHOOL	29	6	20.69%	15	22	51.72%	75.86%	177	38
41	MI/WITHANAMULLA KANISHTA VIDYALAYA,DIVULAPITIYA.	26	0	0.00%	5	14	19.23%	53.85%	144	41
42	MI/NILPANAGODA MAHA VIDYALAYA,WEGOWWA.	46	2	4.35%	18	32	39.13%	69.57%	156	2
43	MI/GALLOLUWA ROMAN CATHOLIC PRIMARY SCHOOL.	16	0	0.00%	7	14	43.75%	87.50%	122	59
44	MI/DORANAGODA MAHA VIDYALAYA,UDUGAMPOLA.	6		0.00%	3	5	50.00%	83.33%	141	51
45	MI/WELIYA SRI SUGATHAPALA KANISHTA V.,MINUWANGODA.	18	0	0.00%	10	14	55.56%	77.78%	148	52
46	MI/ASGIRIYA JUNIOR MIXED VIDYALAYA,ASGIRIYA WEST,GAMPAHA.	6	0	0.00%	4	6	66.67%	100.00%	130	77
47	MI/KALAWANA SENANAYAKA KANISHTA VIDYALAYA,	10	2	20.00%	5	7	50.00%	70.00%	159	48
	<b>DIVISIONAL SUMMARY</b>	<b>4506</b>	<b>403</b>	<b>8.94%</b>	<b>1604</b>	<b>2148</b>	<b>35.60%</b>	<b>47.67%</b>	<b>188</b>	<b>2</b>